



ALPINE Series

Half-Cell Bifacial Module

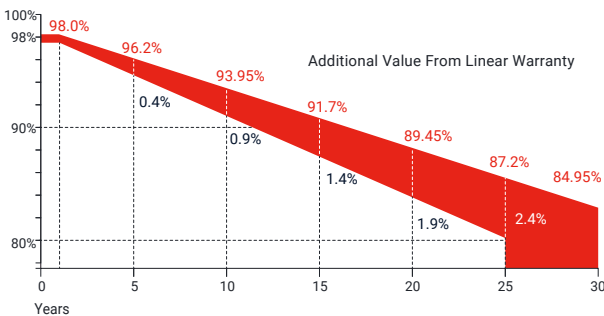
655-670Wp | **21.57%**
Module Power Output | Max Efficiency



Key Features

- High module conversion efficiency
- Better temperature coefficient
- Super multi busbar technology
- Low attenuation long warranty
- Superior load capacity
- Higher bifaciality
- USA based liability insurance
- Houston, Texas based company

Warranty



15 Years
Guarantee on product material and workmanship

30 Years
Linear power output warranty

Product Certification

IEC61215; IEC61730; UL61215; UL61730	
IEC62804	PID
IEC61701	Salt Mist
IEC62716	Ammonia Resistance
IEC60068	Dust and Sand
IEC61215	Hailstone
Fire Type (UL61730): Type 29	
ISO14001:2015; ISO9001:2015; ISO45001:2018	



About SEG Solar

Founded in 2016, SEG is a leading vertically integrated PV manufacturer headquartered in Houston, Texas, U.S., and is dedicated to delivering reliable and cost-effective solar modules to the utility, commercial and residential markets. By the end of 2023, SEG has shipped over 5 GW of solar modules worldwide. The company is expected to exceed a production capacity of 5.5 GW by the end of 2024.



Download Datasheet

Electrical Characteristics

Module Type	SEG-655-BMC-BG			SEG-660-BMC-BG			SEG-665-BMC-BG			SEG-670-BMC-BG		
	Front STC	Front NOCT	Back STC	Front STC	Front NOCT	Back STC	Front STC	Front NOCT	Back STC	Front STC	Front NOCT	Back STC
Maximum Power -Pmp(Wp)*	655	492	459	660	496	462	665	500	466	670	504	469
Open Circuit Voltage -Voc(V)	45.68	43.40	45.66	45.88	43.59	45.86	46.08	43.78	46.06	46.28	43.97	46.26
Short Circuit Current -Isc(A)	18.39	14.71	12.88	18.44	14.75	12.91	18.49	14.79	12.95	18.54	14.83	12.98
Maximum Power Voltage -Vmp(V)	37.96	35.65	37.94	38.16	35.86	38.14	38.36	36.06	38.34	38.56	36.27	38.54
Maximum Power Current -Imp(A)	17.25	13.80	12.10	17.29	13.83	12.11	17.33	13.86	12.15	17.37	13.90	12.17
Module Efficiency(%)	21.09			21.25			21.41			21.57		
Power Tolerance(W)							(0, +4.99)					
Maximum System Voltage							1500V DC					
Maximum Series Fuse Rating							35 A					
Bifaciality							70±10%					

STC: Irradiance 1000 W/m² module temperature 25°C AM=1.5

NOCT: Irradiance 800W/m² ambient temperature 20°C module temperature 45°C wind speed: 1m/s

*Measuring tolerance: ±3%

Mechanical Specifications

External Dimension	2384 x 1303 x 33 mm
Weight	38.5 kg
Solar Cells	PERC Mono 132 pcs(66 x 2)
Front Glass	2.0 mm AR coating semi-tempered glass
Back Glass	2.0 mm Semi-tempered glass
Frame	Anodized aluminium alloy
Junction Box	IP68 / 3 diodes
Connector Type	PV-C002-xy or MC4
Cable Type	12 AWG PV Wire(UL)
Cable Length	Portrait: 400 mm(+) / 200 mm(-) Landscape: 1200 mm(+) / 1200 mm(-) or customized length
Mechanical Load(Front)	5400 Pa / 113 psf*
Mechanical Load(Rear)	2400 Pa / 50 psf*

*Refer to SEG installation manual for details

Temperature Characteristics

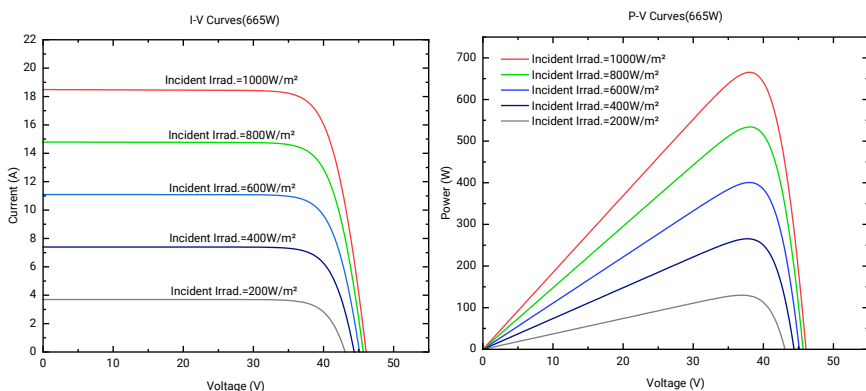
Pmax Temperature Coefficient	-0.35 %/°C
Voc Temperature Coefficient	-0.27 %/°C
Isc Temperature Coefficient	+0.05 %/°C
Operating Temperature	-40~+85 °C
Nominal Operating Cell Temperature (NOCT)	45±2 °C

Packing Configuration

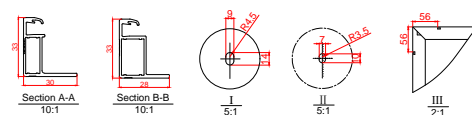
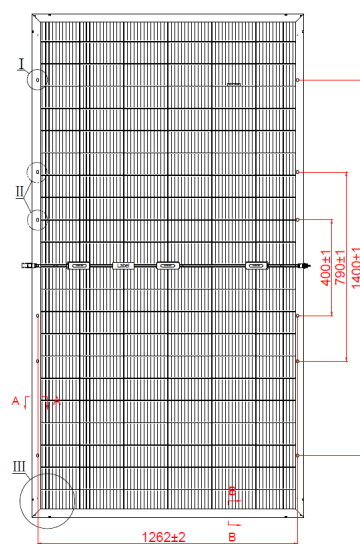

Container*	40'HQ
Pieces per Pallet	31
Pallets per Container	18
Pieces per Container	558

*Refer to the SEG container technical documentation for 53' box trailer or other trucks loading quantity

Curves of PV Module



Technical Drawing



*Refer to SEG installation manual for details